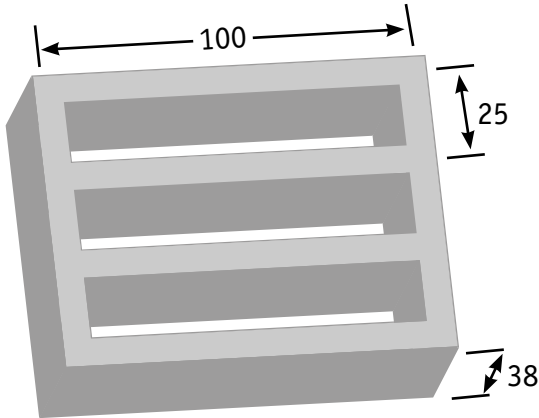



25mm x 100mm Slotted FRP Mesh

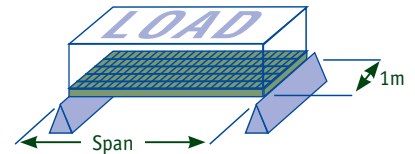


Thickness (mm)	Mesh size (mm)	Panel Size (mm)
38	100 x 25	3687 x 1247
Weight (kg/m ²)	Open Area %	Stock Colour
22.5	62	Grey



Uniform Load Deflection in mm's - Guide Only

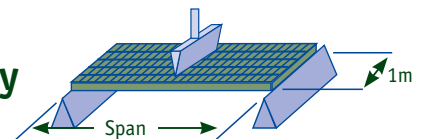
25mm x 100mm x 38mm Thick FRP



Span mm	Load in Kgs/m ²							Break point
	150	350	500	750	1000	1500	2500	
300	-	-	-	0.34	0.41	0.48	0.68	40052
450	0.35	0.47	0.89	1.42	1.88	2.33	4.75	22995
600	0.485	0.61	1.22	1.62	2.42	3.64	6.07	19286
750	1.09	1.88	2.44	3.7	5.47	7.87	-	15248
900	1.4	2.39	4.35	6.49	8.27	12.16	-	11079
1200	3.72	5.51	9.81	13.47	-	-	-	6972

Concentrated Line Load Deflection in mm's- Guide Only

25mm x 100mm x 38mm Thick FRP



Span mm	Load in Kgs/m of Width							Break point
	75	150	300	450	600	750	1500	
300	<0.25	<0.25	0.56	0.67	0.87	1.04	1.85	13442
450	0.41	0.73	1.41	2.21	2.74	3.42	4.31	10454
600	0.59	1.15	2.31	3.51	4.61	5.35	6.28	6544
750	0.94	1.81	3.39	5.13	6.32	7.74	-	5456
900	1.61	3.12	5.83	8.21	9.17	10.23	-	4889
1200	2.84	4.15	7.79	11.01	-	-	-	3976



Phone. 03 6272 2100

Mobile. 0408 136 668

Fax. 03 6272 2200

Email. sales@gratingtasmania.com.au