

# Animal Flooring

**26 x 26 x 30 or 38mm thick, on a 52 x 52mm grid. Hole size 20 x 20mm.**

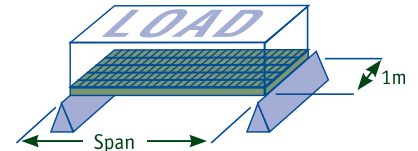

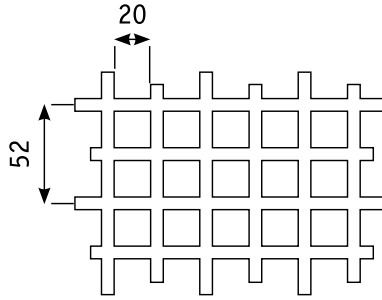
Sheet sizes available - 3700 x 1225mm

20 x 20mm opening

Weight - 19.5 kg/m<sup>2</sup>

Open Area - 60%

Stock Colour: Dark Grey, Vinyl Ester.



## Uniform Load Deflection in mm's

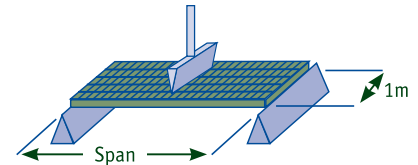
Hole size 20 x 20mm. (1Kn=1000/9.8=102.4≈100Kgs)

Span in mm	Thick	KN	3	5	8	10	13	15	20	25	39	50	60	70	80	Max. Rec.
		kg	300	500	800	1000	1300	1500	2000	2500	3900	5000	6000	7000	8000	
400	30	0.13	0.23	0.43	0.53	0.62	0.72	0.93	1.22	1.82	2.22	2.74	3.24	3.64	91.8 KN	
	38	0.09	0.19	0.39	0.49	0.58	0.68	0.89	1.18	1.78	2.18	2.7	3.2	3.6	102 KN	
600	30	0.64	1.04	1.62	2.04	2.59	3.04	3.93	4.94	7.64	9.93	11.84	13.74	15.74	41.4 KN	
	38	0.6	1	1.59	2	2.55	3	3.89	4.9	7.6	9.89	11.8	13.7	15.7	46 KN	
800	30	1.8	3.04	4.72	5.94	7.74	8.94	11.84	14.72						13.5 KN	
	38	1.76	3	4.68	5.9	7.7	8.9	11.8	14.68						15 KN	
1000	30	4.24	7.12	11.42	14.24										9 KN	
	38	4.2	7.08	11.38	14.2										10 KN	
1200	30	8.94	14.82													
	38	8.9	14.78													

## Concentrated Line Load Deflection in mm's

Hole size 20 x 20mm. (1Kn=1000/9.8=102.4≈100Kgs)

Span in mm	Thick	KN	3	5	8	10	13	15	20	25	39	50	60	70	80	Max. Rec.
		kg	300	500	800	1000	1300	1500	2000	2500	3900	5000	6000	7000	8000	
400	30	0.64	0.94	1.53	1.93	2.4	2.83	3.68	4.71	7.25	9.15	11.06	13.05	14.55	17.6 KN	
	38	0.59	0.89	1.48	1.88	2.35	2.78	3.68	4.66	7.2	9.1	11.01	12.99	14.5	19.5 KN	
600	30	1.55	2.55	4.15	5.25	6.82	7.93	10.51	13.14						12.24 KN	
	38	1.5	2.5	4.1	5.2	6.77	7.88	10.46	13.09						13.6 KN	
800	30	3.49	5.15	9.45	11.65	15.38									9.45 KN	
	38	3.44	5.1	9.4	11.6	15.33									10.5 KN	
1000	30	6.6	11.1												6.7 KN	
	38	6.55	11.05												7.4 KN	
1200	30	11.52													4.95 KN	
	38	11.47													5.5 KN	



**Grating Tasmania - Phone. 03 6272 2100 Mobile. 0408 136 668 Fax. 03 6272 2200**